


Welcome to Mrs. Grisanti's (or Ms. Grey's) English Class

Welcome to Albert Leonard Middle School. I hope that you had a wonderful summer and are looking forward to a successful final year at ALMS. I am happy to have you as part of my class. We will be working on many different skills this year. This class will be challenging, but I hope you will also find it fun.



Middle school is an exciting time, especially 8th grade, but can also be an overwhelming time. New classes, new and new expectations may astonish you, but I

Any questions that you have about English class, or extra-curricular activities can I work together to make 2019-2020 your year yet!

Below you will find a list of procedures for English class. Please put your initials next to the picture on the left. These procedures may seem cumbersome at first, but as the school year progresses you will benefit tremendously from the organizational tips you have learned. If you have any questions, feel free to ask them as we discuss these procedures.

Supply List for ELA

- 3-ring binder (1.5 or 2 inch-yes that big)
- Dividers (4-tabs)
- 3-hole punch
- Loose-leaf paper (LOTS OF IT-buy it now while it is on sale and keep extra in your locker or at home!)
- Pens for writing (blue or black ink)
- Pens for editing (multi-colored)
- Sheet protectors (package of 25)-keep 10 in your binder, others can be home or in your locker
- Index cards (can be kept in locker or home)

Materials needed for class everyday:

- Student planner (agenda book)
- English binder
- Pen
- Novel
- Loose-leaf paper






ELA Procedures

1. Entering Class: Sit in your assigned seat. Place the following materials on your desk: Agenda book, English binder, pen, previous night's assignment, and book. Immediately begin the assignment marked as the "Do Now" on the board. *Please note-You must be seated and working once the period has begun. Students not sitting in their assigned seats when class begins will be marked as tardy to class and given a detention. Flying in the door as the bell rings is not acceptable. If you have a far distance to travel, please see my privately.

2. Be prepared: Students are prepared for class when they are seated and on task, when they have completed homework assignments, and when they have materials on their desks.

3. Homework: Homework assignments are posted daily on the smartboard. It is in the same spot every single day. It is the students' responsibility to copy homework assignments into their Agenda books. I will be trying to use an online posting as well for back up or if a student is absent. That is just a backup or for use if you are absent. It is your job to complete the assignment for each day. I do not give busy work. All assignments are relevant to your studies. Failure to complete assignments will affect your overall grade and your ability to keep up with in-class discussions, group projects, and daily work.

Homework is to be:



- Completed at home
- Completed on loose-leaf paper with the proper heading*
- Completed in coherent and complete sentences
- Completed on time (Assignment can be handed in up to ONE day late for a maximum of half credit. It is your responsibility to show me.)

* **Proper heading** is :

First Name Last Name
Assignment title

Date
Team Color

4. Grading Policy: Assignments are graded according to the objectives stated within the directions. Quality is the key to success. Please circle the heading next to number 4. Neatness will count. Penmanship should be exceptional if the assignment is not typed. If I can not read your assignment, I cannot grade your assignment. Any work completed should be grammatically correct and spelling-error free. Generally, you may type your assignments if you would like, however, they must be printed and in your binder PRIOR to class. You will not be allowed to leave class to go print an assignment. Whenever you are unsure of an awarded grade, please notify me, and we can set up an appointment time to discuss the grade. Because of the strenuous demands on our time in class, I am unable to discuss grades during class time.


Calculating grades will be done using a "total points" system. Throughout the marking quarter, assignments will be given a point value between 5-200 depending on the length, work required, time given, etc of the assignment. At the end of the quarter, students' grades will be calculated using the following formula:

$$\frac{\text{Total Points Earned}}{\text{Total Points Possible}} = \text{Marking Quarter Grade}$$

Plagiarism/Cheating will not be tolerated. Examples of cheating include, but are not limited to: copying work or answers from other students, copy word for word or paraphrasing information from a book or sources without using quotations and giving credit to the source, having someone else do your assignment, and allowing another student to “borrow” or copy work and present it as their own. Cheating will result in a grade of zero for all participants.

5. Absenteeism and make-up work: if you are absent, it is **YOUR** responsibility to complete any missing work. A student has two days in which to make up work for an excused absence. If there are extenuating circumstances regarding your absence, please feel free to discuss it with me privately. I will be willing to accommodate you.

My expectations and standards are high; it is up to you to rise to them! You can do it!



Online Class Page: In the **afternoon** the homework assignment is posted onto your ELA class page or Google Classroom. *Please keep in mind that the server can go down or other technical glitches can occur. You are still responsible for writing down any assignments in class, and should only use this as a fallback.* If you are absent, you are expected to keep up with the night’s assignment. Please underline the previous sentence. Almost all worksheets are posted online and are available for download.

If you miss a test or a quiz, a makeup will only be given as long as the absence is marked as excused by the office. Going to the nurse for the period or the guidance counselor is not considered excused. Do not avoid coming to class.

6. Bathroom passes: You may only use the bathroom in case of an emergency. Emergencies happen infrequently. (FYI- No bathroom breaks will be permitted during the first or last 10-minute period of a class unless it is an emergency.)

7. Tardy: If you are tardy (late), it is Albert Leonard’s policy to assign an after-school detention. You will be given a detention slip, which you will be required to sign the back of. You will be expected to serve detention the day of the infraction. Please put a frown face next to this paragraph. Any issues with this should be taken up with the grade level administrator.

8. Walking around the classroom: It is disruptive to students when someone gets up in the middle of class and walks about the room. To minimize this type of distraction, students are asked to remain in their seats unless instructed to move for a new class activity. Students should hold all trash at their desks until the end of the class period. Students should not get up to borrow materials (paper, pen, etc.) from other students.



9. Ending Class: Remain seated even if class is coming to an end. **DO NOT PACK UP EARLY!** Do not get up until I have dismissed you. Please draw a face on the man above.



10. Answering questions/discussions: Lecturing can be quite boring; however, discussions can be a very valuable tool in the learning process. Please take an active role in class participation. We will be using accountable whenever possible. If you want to answer a question, add pertinent information,

ask a question, be polite and raise your hand. Do your arm a favor and don't hold it up while someone is speaking or having a conversation with the class. Hold it up, wait for me to acknowledge you, put your hand down, and wait for me to call on you. Please write me, me, me on the top of the page. Please remember, participation counts towards your class grade. Participation may include asking questions, answering questions, contributing to discussions and attendance at office hours.

11. Note taking / Study skills: Study skills will be your saving grace for the remainder of your academic career. You are required to take notes in class and keep an organized binder. If ever you miss any notes, please see me during an office hour period and I will help you complete your binder. You will become an efficient student with practice of a few simple tasks. Be mindful that all items given to you are important and should be filed in the appropriate area of your English binder. Review your class notes and handouts daily. Practice re-writing the information in a new way. For example, vocabulary words can be constructed into a crossword puzzle and illustrations can be drawn for short summaries.

12. Graded Assignments: It is understood that students are anxious to know their grades on assignments. The teacher will spend adequate time evaluating all student work. Remember, I have approximately 145 students and certain assignments will take a more substantial amount of time to return. Do not ask if I am handing back an assignment, test, or quiz. I will give assignments back as soon as they are graded and all make-ups have been administered.



"Learning takes time, effort and practice."

**This is a partnership; everyone has to work together,
following the same rules in order to achieve success.**

**Again, I am excited about being your English teacher.
We are going to have a great year!**

Student Signature: _____

Parent Signature: _____

Date: _____